




BANGKOK

DIB BANGKOK  
MUSEUM GUIDE





Dib Bangkok is an enduring passion brought to life—a mission to deliver a new cultural landmark in the heart of our city, where contemporary art serves as a shared language of humanity and spiritual connection. The museum honors local and international artists alongside one another, creating a home where diverse voices in art can meet, resonate, and inspire.

With a collection spanning nearly 70 years, Dib is a tranquil reflective space where you will embark on a journey toward the discovery of the sublime. To fulfill this vision, we host diverse exhibitions, commissions, and programs that challenge audiences while also infusing an element of playfulness to elevate each encounter with art.

Our museum is housed in a repurposed 1980s steel warehouse redesigned by Kulapat Yantrasast of WHY Architecture. The design retains some distinctive architectural elements and characteristics of the original industrial structure while integrating a modern aesthetic, creating a space that acknowledges its historic origins. These touches include exposed concrete pillars and traditional Thai-Chinese window grilles, subtly linking past and present, an idea also reflected in the museum's name, Dib, a Thai word meaning “raw” or “authentic.”

This 7,000-square-meter gallery space showcases a wide spectrum of exhibitions, and an outdoor sculpture garden on the second-floor walkway features *Straight Up* (2025), the magnificent permanent installation by James Turrell, juxtaposed with sensual spiritualism of Pinaree Sanpitak's *Breast Stupa Topiary* (2013).

On the ground floor across the courtyard, Watthu-Dib Bistro & Bar presents both authentic and international flavors, all with playful Thai nods. Our food and drinks menu is seasonal, artistic, and grounded in our culinary roots. It remains open late for both ticketed and non-ticketed visitors.

Beyond our main Dib campus, we extend our mission through Dib26, a multi-disciplinary space in the Phrom Phong area, just a 10-minute drive away. This 900-square-meter satellite site supports alternative approaches to creative engagement, community-focused initiatives, and forward-thinking educational programs, expanding how audiences experience, learn about, and find meaning through contemporary art.

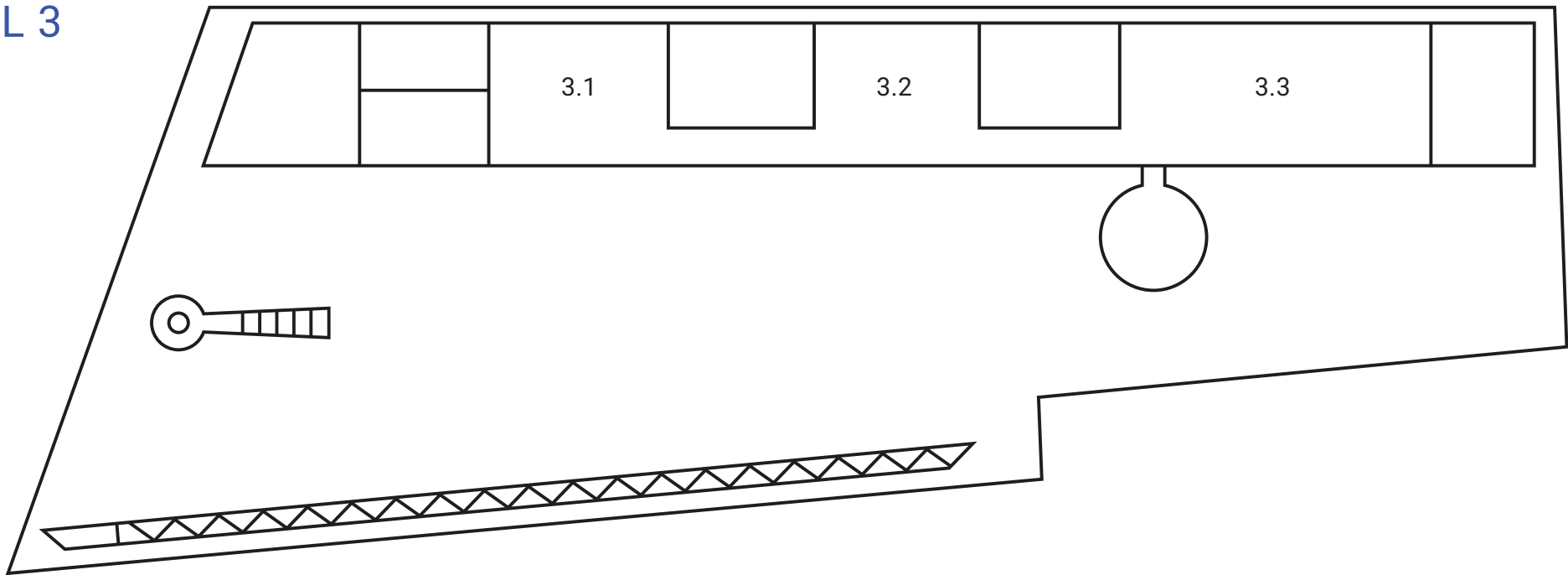




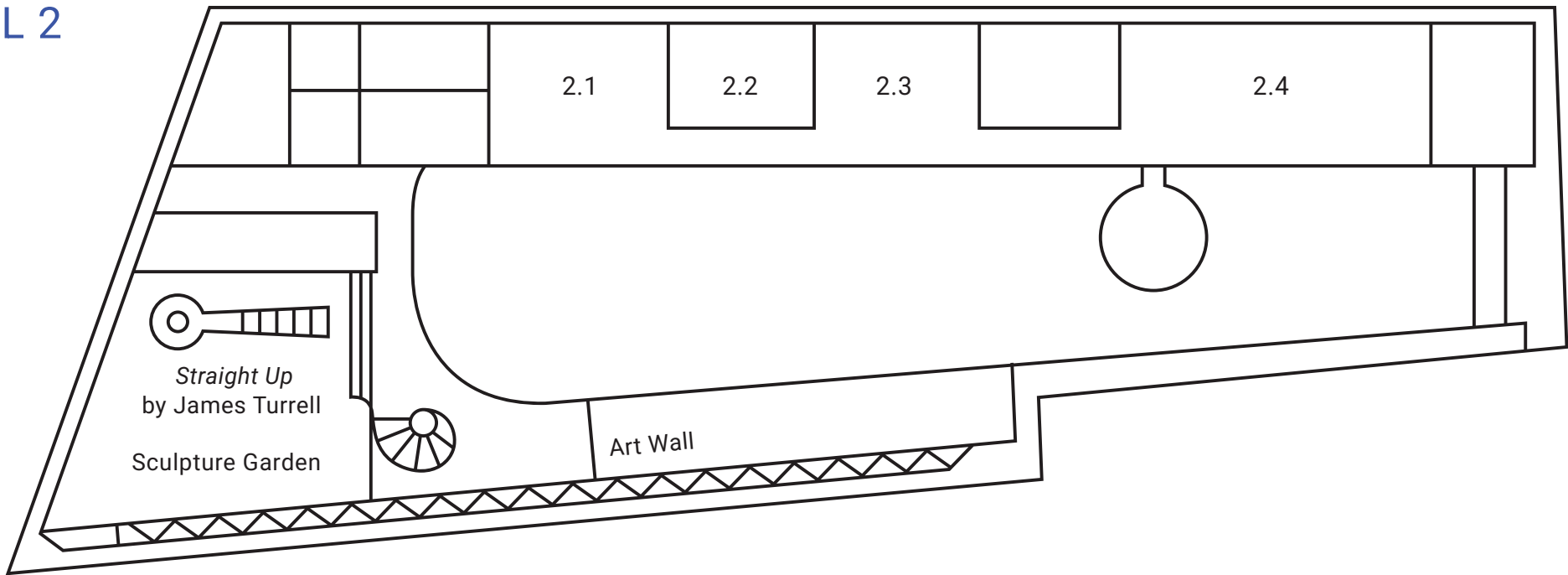


MUSEUM MAP

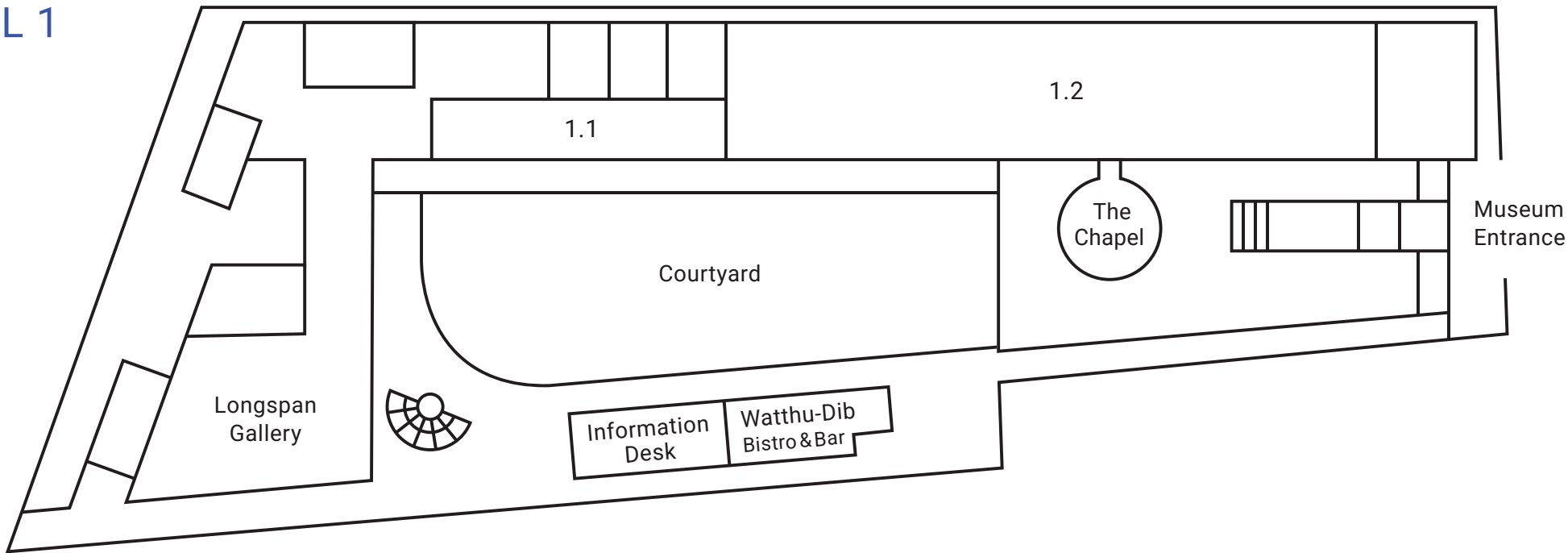
LEVEL 3




LEVEL 2



LEVEL 1









## OPENING HOURS

### Museum Hours

Open Thursday–Monday 10:00–19:00

Closed on Tuesday and Wednesday

\*Galleries will be closed 15 minutes  
before closing time.

### Office Hours

Open Monday–Friday 10:00–19:00

### Watthu-Dib Bistro & Bar

Open Thursday–Monday 09:00–24:00

## ADMISSION

Tickets to be reserved in advance through  
our website at [www.dibbangkok.org](http://www.dibbangkok.org)

Please contact us directly  
at [reservations@dibbangkok.org](mailto:reservations@dibbangkok.org)  
for groups larger than 10 people  
and other inquiries on admission.

## LOCATION

Dib Bangkok

111 Soi Sukhumvit 40, Phra Khanong,  
Klong Toei, Bangkok 10110 Thailand

## MEMBERSHIPS

For membership inquiries,  
please contact [membership@dibbangkok.org](mailto:membership@dibbangkok.org)  
or visit our website at [www.dibbangkok.org](http://www.dibbangkok.org).

